

TASK Check rear-wheel thrust angle; determine necessary action.



Time off _____
Time on _____
Total time _____

CDX Tasksheet Number: C216


1. Following the manufacturer's procedure, measure the rear-wheel thrust angle.
 - a. Manufacturer's specifications: _____
 - b. Measured thrust angle: _____

2. Determine any necessary action(s):


3. Have your supervisor/instructor verify satisfactory completion of this procedure, any observations found, and any necessary action(s) recommended.

Performance Rating


CDX Tasksheet Number: C216




0




1



2



3



4

Supervisor/instructor signature _____ Date _____